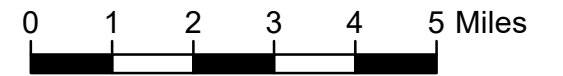



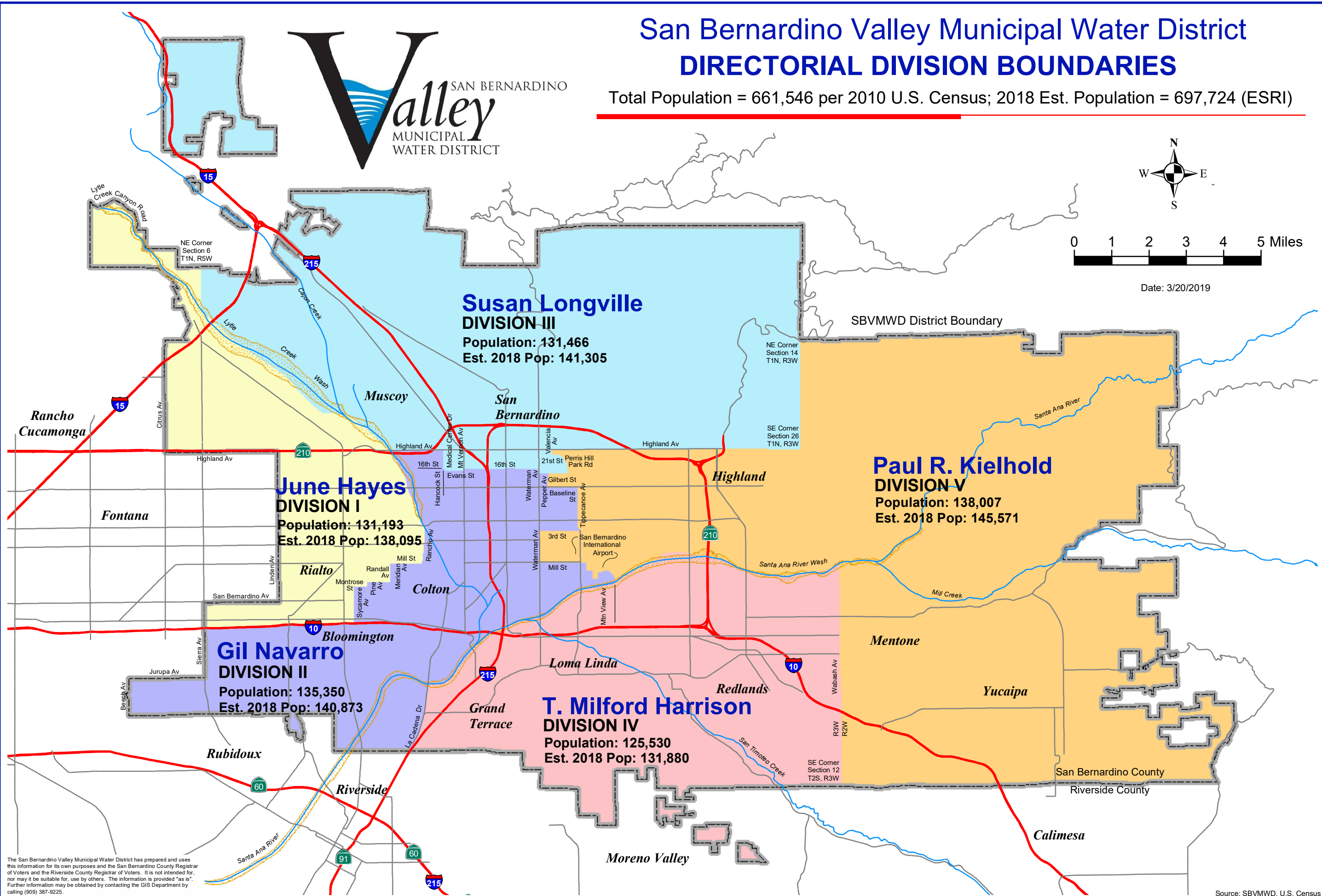


# San Bernardino Valley Municipal Water District DIRECTORIAL DIVISION BOUNDARIES

Total Population = 661,546 per 2010 U.S. Census; 2018 Est. Population = 697,724 (ESRI)



Date: 3/20/2019



The San Bernardino Valley Municipal Water District has prepared and uses this information for its own purposes and the San Bernardino County Registrar of Voters and the Riverside County Registrar of Voters. It is not intended for, nor may it be suitable for, use by others. The information is provided "as is". Further information may be obtained by contacting the GIS Department by calling (909) 387-9225.

Source: SBVMWD, U.S. Census